

LED - WEATHER PROOF IP 65

Intelligent SMD Series



intelligent
series

Features & Benefits

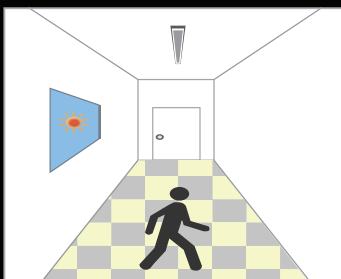
- Poly Carbonate Housing & Cover
- 120cm Version in 40W (2 X 20)
- Supplied complete with Mounting Accessories

Intelligent Features:

- **Built in Motion Sensor** - can detect movement thru many materials including glass, poly carbonate etc..
- **Automatic Dimmable Control**
- **Built in Day Light Sensor**

Application Features

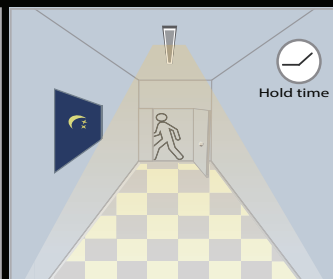
Ceiling Mounted : Max 6 mtrs height, 14m Detection Range
Wall Mounted : 3 Mtrs height, 10m Detection Range



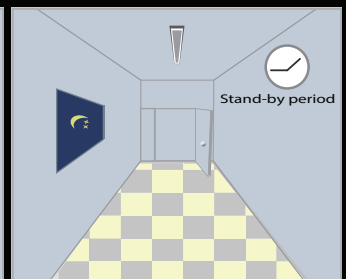
When motion detected, but sufficient daylight... Light remains **'OFF'**



When motion detected, insufficient daylight, Light Comes **'ON.'**



After last detection, the light will be dimmed down to the stand-by dimming level of (10%, 20%, 30% or 50%).



After the last detection and completion of 'Hold time', Lights go **'OFF'**



REXTON®

Electrifying lifestyle !



Controlling Features

Detection Range

- Can set the detection area coverage 100% or 50 %

Hold Time

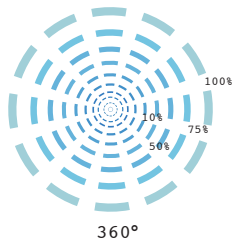
- can control the preset time - light remains on after last detection of 5 Sec, 30 Sec, 1 Min, or 5 Min

Day Light Sensor

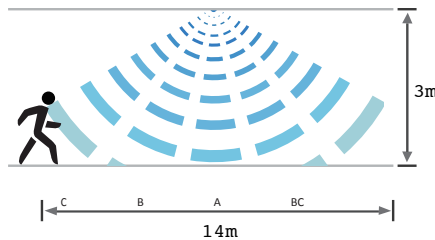
- Can set threshold for specific levels 50 Lux, 10 Lux, 2 Lux, Or Disable
- If "Disabled" it will only work on Motion Sensing

Ceiling Mounted

Top View

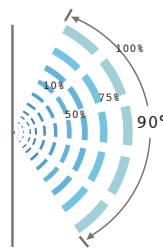


Side View

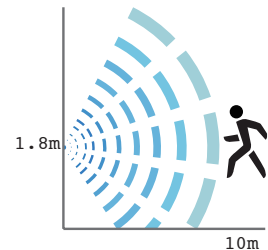


Wall Mounted

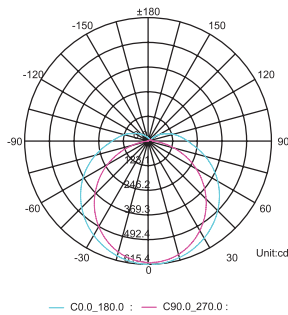
Top View



Side View



NOTE: Above detection coverage is recommended actual coverage may vary depending on luminair configuration and environmental conditions.



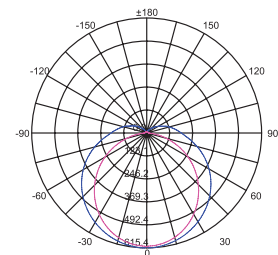
Ordering Code	Part Code	Description	Watts (W)	CCT (K)	PF	Voltage (VAC)	Frequency (Hz)	D (mm)	W (mm)	H (mm)	Lumens (lm)	Life (hrs)	Std Pack
RWPI-220	R501681465-40	Intelligent SMD Weather Proof, 2X20W,120cm	40	6500	>0.9	220-240	50Hz-60Hz	130	1265	88	4200	40200	4



LED Weather proof IP66 - Magnum SMD Series

Features & Benefits

- ABS Housing & Polycarbonate cover
- 120cm Version in 20W/40W
- 160cm Version in 30W/60W
- Impact Rating IK 08
- SMD Construction with Constant Current Driver
- Press fit arrangement without clips
- Supplied complete with Mounting Accessories



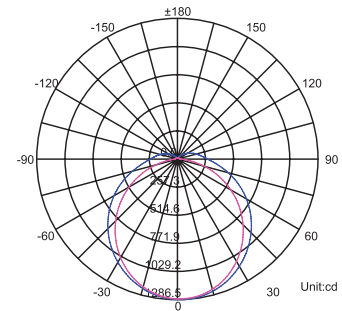
Ordering Code	Part Code	Description	Watts (W)	CCT (K)	PF	Voltage (VAC)	Frequency (Hz)	D (mm)	W (mm)	H (mm)	Lumens (lm)	Life (hrs)	Std Pack
RWPM-20	R501741465-20	Magnum SMD Weather Proof 20 W, 120cm, 6500K	20	6500	>0.9	220-240	50Hz-60Hz	85	1200	70	2000	50000	4
RWPM-40	R501741465-40	Magnum SMD Weather Proof 40 W, 120cm, 6500K	40	6500	>0.9	220-240	50Hz-60Hz	85	1200	70	4000	50000	4
RWPM-30	R501741465-30	Magnum SMD Weather Proof 30 W, 150cm, 6500K	30	6500	>0.9	220-240	50Hz-60Hz	85	1500	70	2500	50000	4
RWPM-60	R501741465-60	Magnum SMD Weather Proof 60 W, 150cm, 6500K	60	6500	>0.9	220-240	50Hz-60Hz	85	1500	70	5000	50000	4



LED Weather Proof IP65 - Titan SMD Series

Features & Benefits

- ABS Housing & Polycarbonate cover
- 60cm LED Version in 1X12 or 2X12W
- 120cm Version in 1X24 or 2X24W
- Supplied complete with Mounting Accessories



Ordering Code	Part Code	Description	Watts (W)	CCT (K)	PF	Voltage (VAC)	Frequency (Hz)	D (mm)	W (mm)	H (mm)	Lumens (lm)	Life (hrs)	Std Pack
RWPI-109	R50141865-109	Titan SMD Weather Proof 1X9 W, 60cm, 6500K	9	6500	>0.9	100-240	50Hz-60Hz	85	656	74	950	50000	4
RWPI-209	R50141865-209	Titan SMD Weather Proof 2X9 W, 60cm, 6500K	18	6500	>0.9	100-240	50Hz-60Hz	85	656	74	1900	50000	4
RWPI-117	R50141865-117	Titan SMD Weather Proof 1X17 W, 120cm, 6500K	17	6500	>0.9	100-240	50Hz-60Hz	85	1266	74	2000	50000	4
RWPI-217	R50141865-217	Titan SMD Weather Proof 2X17 W, 120cm, 6500K	34	6500	>0.9	100-240	50Hz-60Hz	85	1266	74	4000	50000	4

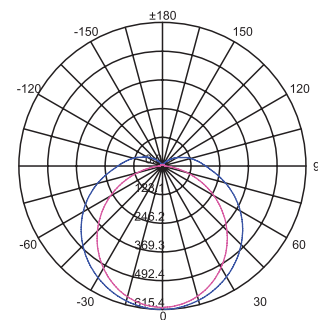
*Available in 3000K

LED Weather proof IP65 - Olympus T8 Series

Features & Benefits



- ABS Housing & Polycarbonate cover
- Suitable for T8 LED Lamps
 - 120 cm - 1x18W, 2x18W
 - 150cm - 1x22W, 2x22W
- Provided with Plastic Cliip
- Supplied complete with Mounting Accessories



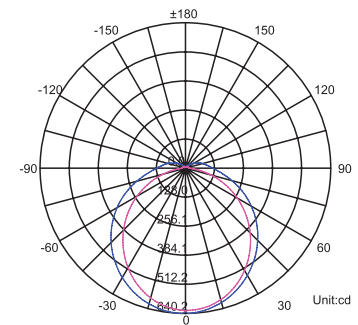
Ordering Code	Part Code	Description	Watts (W)	CCT (K)	Voltage (VAC)	Frequency (Hz)	D (mm)	W (mm)	H (mm)	Lumens (lm)	Life (hrs)	Std Pack
RWPO-118	R501651465-18	Olympus T8 Weather Proof 1X18 W, 120cm, 6500K	18	6500	220-240	50Hz-60Hz	90	1200	88	1800	50000	4
RWPO-218	R501651465-36	Olympus T8 Weather Proof 2X18 W, 120cm, 6500K	36	6500	220-240	50Hz-60Hz	130	1200	88	3600	50000	4
RWPO-122	R501651465-22	Olympus T8 Weather Proof 1X22 W, 150cm, 6500K	22	6500	220-240	50Hz-60Hz	90	1500	88	2200	50000	4
RWPO-222	R501651465-44	Olympus T8 Weather Proof 2X22 W, 150cm, 6500K	44	6500	220-240	50Hz-60Hz	230	1500	88	4400	50000	4

LED Weather proof IP65 - Classic T8 Series



Features & Benefits

- ABS Housing & Polycarbonate Cover
- Suitable for T8 LED Lamps
 - 60cm - 1x9W, 2x9W
 - 120 cm - 1x18W, 2x18W
- Provided with Plastic Cliip
- Supplied complete with Mounting Accessories



Ordering Code	Part Code	Description	Watts (W)	CCT (K)	Voltage (VAC)	Frequency (Hz)	D (mm)	W (mm)	H (mm)	Lumens (lm)	Life (hrs)	Std Pack
RWPC-9	R50166865-109	Classic T8 Weather Proof 1X9 W, 60cm, 6500K	9	6500	220-240	50Hz/60Hz	90	655	88	900	50000	4
RWPC-29	R50166865-209	Classic T8 Weather Proof 2X9 W, 60cm, 6500K	36	6500	220-240	50Hz/60Hz	130	655	88	1800	50000	4
RWPC-118	R50166865-118	Classic T8 Weather Proof 1X18 W, 120cm, 6500K	22	6500	220-240	50Hz/60Hz	90	1265	88	1800	50000	4
RWPC-218	R50166865-218	Classic T8 Weather Proof 2X18 W, 120cm, 6500K	44	6500	220-240	50Hz/60Hz	230	1265	88	3600	50000	4