

SOMBRE

Sombre economy series applied for throughways,
Secondary streets. Water proof and handy
connectors



LED

STREET LIGHTS

SOMBRE



Available in:

Features & Benefits



- Robust pressure die cast aluminium body with a durable polyester powder coat paint finish..
- Modular design with each module of 30W
- Pluggable connector
- IK08
- Accommodates Φ 42-60 spigot
- Suitable for side mounting with 60mm spigot
- Suitable for 50°C Ambient
- Chip Type Osram
- Lumen Efficacy >100



60W




90W




120W

APPLICATIONS:

Urban expressway, trunk road, secondary roads, slip roads, factories, schools, gardens, squares, courtyards, parking lots etc.

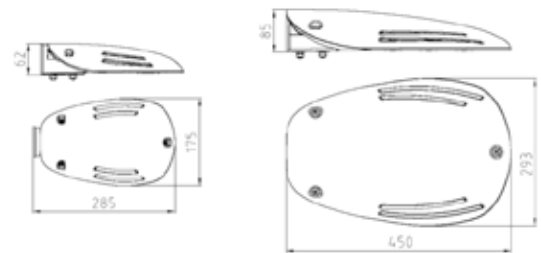


MMB



Light Distribution Curve

Dimension Diagram



Specification

Ordering Code	Part Code	Description	Watts (W)	CRI	CCT* (K)	Input Voltage (VAC)	Frequency (Hz)	PF	LM/W	Lumens (lm)	Life (hrs)	Std Pack	Power Factor	Operating Temperature Range	Operating Humidity Range	IP Rating
RSLSH-60	R5017465-80	Die cast Aluminium Street Light / LED	60	70	3500/4000/6500	220-240	50-60	0.95	130-150	12000	100,000	1	0.95	-40 ⁰ c - 50 ⁰ c	10%-90%RH	IP66
RSLSH-90	R5017465-120	Die cast Aluminium Street Light / LED	90	70	3500/4000/6500	220-240	50-60	0.95	130-150	13500	100,000	1	0.95	-40 ⁰ c - 50 ⁰ c	10%-90%RH	IP66
RS2-120	500149011265001	Die cast Aluminium Street Light / LED	120	70	3500/4000/6500	220-240	50-60	0.95	130-150	18000	100,000	1	0.95	-40 ⁰ c - 50 ⁰ c	10%-90%RH	IP66